


STEP BY STEP FILTERED AQUARIUM SET UP GUIDE


CLEAN TANK & GRAVEL:

**NO SOAP REQUIRED:
WASH GRAVEL TILL
WATER IS CLEAR!**



DECORATE!


**WITH:
ROCKS,
DRIFTWOOD &
ORNAMENTALS!**



ADD IN HARDY AQUATIC PLANTS!

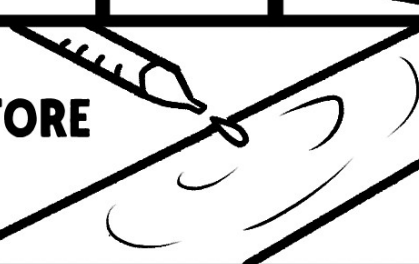
ADD IN PLANTS LIKE:

**ANUBIAS NANA
SALVINIA MINIMA
JAVA FERN
FLOATING PLANTS!**



ALWAYS!

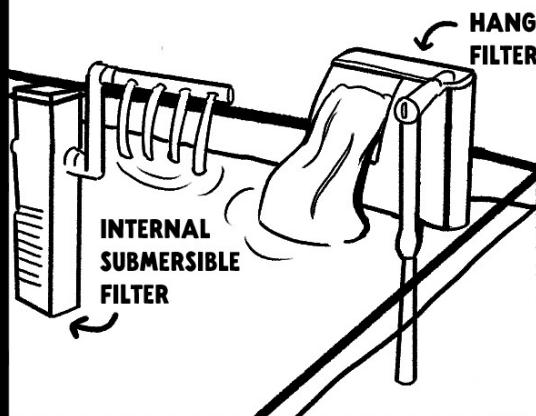
**TREAT YOUR WATER BEFORE
ADDING IT IN**



**ADD IN:
WATER CONDITIONER
ANTI-CHLORINE**



**ADD IN
LIGHTS FOR
YOUR PLANTS!
A GOOD START IS
6 HOURS DAILY
THIS HELPS YOUR
PLANTS GROW HEALTHY!**




**HANG ON
FILTER**

**INTERNAL
SUBMERSIBLE
FILTER**

INSTALL A FILTER!


**IT HELPS BY:
MAKING YOUR WATER CLEAN &
CREATES A HIGHER OXYGEN LEVEL
FOR YOUR TANK!**



**REMEMBER TO ADD IN
BENEFICIAL BACTERIA
FOR YOUR TANK!**

ACCLIMATE YOUR FISH

**INSTRUCTIONS:
FLOAT BAGGED FISH
IN TANK FOR 30 MINS
SLOWLY INTRODUCE TANK
WATER INTO BAG
GENTLY RELEASE FISHES
INTO TANK**



CONTACT:

THAT AQUARIUM, YISHUN (+65 9155 0652)
BLK 618 YISHUN RING ROAD #01-3236,
SINGAPORE 760618 | FROM 10AM TO 10PM

THAT AQUARIUM, CHANGI (+65 9780 1839)
284 CHANGI ROAD,
SINGAPORE 419763 | FROM 10AM TO 10PM

THAT AQUARIUM, CLEMENTI (+65 9170 5488)
BLK 328 CLEMENTI AVE 2 #01-198,
SINGAPORE 120328 | FROM 11AM TO 9.30PM

THAT AQUARIUM, TAMPINES (+65 8778 1447)
BLK 929 TAMPINES STREET 91, #01-447,
SINGAPORE 520929 | FROM 12PM TO 10PM



**FIND OUT MORE
IN OUR WEBSITE!**

