


# STEP BY STEP FILTERED AQUARIUM SET UP GUIDE

## CLEAN TANK & GRAVEL:

**NO SOAP REQUIRED:  
WASH GRAVEL TILL  
WATER IS CLEAR!**




## DECORATE!

**WITH:  
ROCKS,  
DRIFTWOOD &  
ORNAMENTALS!**




## ADD IN HARDY AQUATIC PLANTS!

**ADD IN PLANTS LIKE:  
ANUBIAS NANA  
SALVINIA MINIMA  
JAVA FERN  
FLOATING PLANTS!**

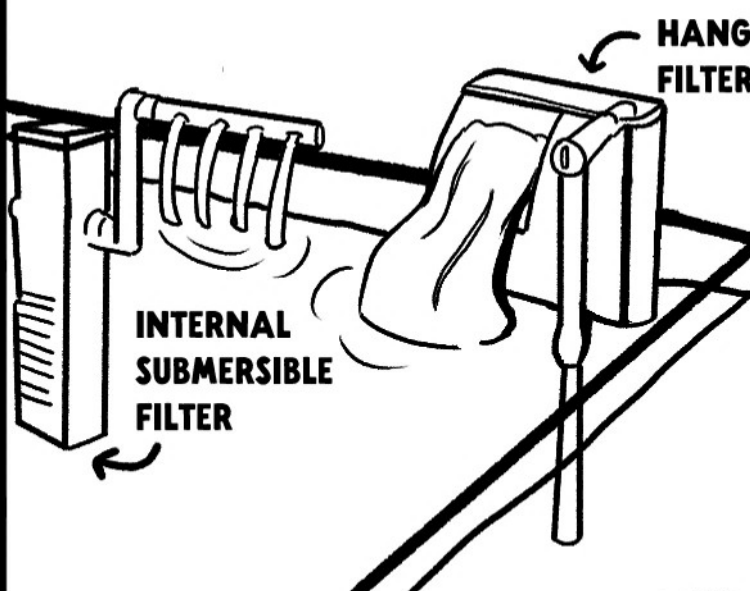


**ALWAYS!  
TREAT YOUR WATER BEFORE  
ADDING IT IN**

**ADD IN:  
WATER CONDITIONER  
ANTI-CHLORINE**



**ADD IN  
LIGHTS FOR  
YOUR PLANTS!  
A GOOD START IS  
6 HOURS DAILY  
THIS HELPS YOUR  
PLANTS GROW HEALTHY!**




**HANG ON  
FILTER**

**INTERNAL  
SUBMERSIBLE  
FILTER**

## INSTALL A FILTER!


**IT HELPS BY:  
MAKING YOUR WATER CLEAN &  
CREATES A HIGHER OXYGEN LEVEL  
FOR YOUR TANK!**



**REMEMBER TO ADD IN  
BENEFICIAL BACTERIA  
FOR YOUR TANK!**

## ACCLIMATE YOUR FISH

**INSTRUCTIONS:  
FLOAT BAGGED FISH  
IN TANK FOR 30 MINS  
SLOWLY INTRODUCE TANK  
WATER INTO BAG  
GENTLY RELEASE FISHES  
INTO TANK**



## CONTACT:

**THAT AQUARIUM, YISHUN (+65 9155 0652)**  
BLK 618 YISHUN RING ROAD #01-3236,  
SINGAPORE 760618 | FROM 10AM TO 10PM

**THAT AQUARIUM, CHANGI (+65 9780 1839)**  
284 CHANGI ROAD,  
SINGAPORE 419763 | FROM 10AM TO 10PM

**THAT AQUARIUM, CLEMENTI (+65 9170 5488)**  
BLK 328 CLEMENTI AVE 2 #01-198,  
SINGAPORE 120328 | FROM 11AM TO 9.30PM

**THAT AQUARIUM, TAMPINES (+65 8778 1447)**  
BLK 929 TAMPINES STREET 91, #01-447,  
SINGAPORE 520929 | FROM 12PM TO 10PM



**FIND OUT MORE  
IN OUR WEBSITE!**

